



HLC Accreditation 2020-2021

## **Evidence Document**

---

Academic Affairs

Office of Student Success

---

### **FY 2020 Tutor Data**

---

**Additional information:**

# Office of Student Success



FA2020 Tutor Data

# 185

Total # of Tutor Requests Submitted

# 162

Total # of Students that Submitted a Tutor Request

*\*This number reflects the total number of students that requested a tutor.  
Sometimes a student may submit requests for multiple courses which is why there are 185 requests total.*

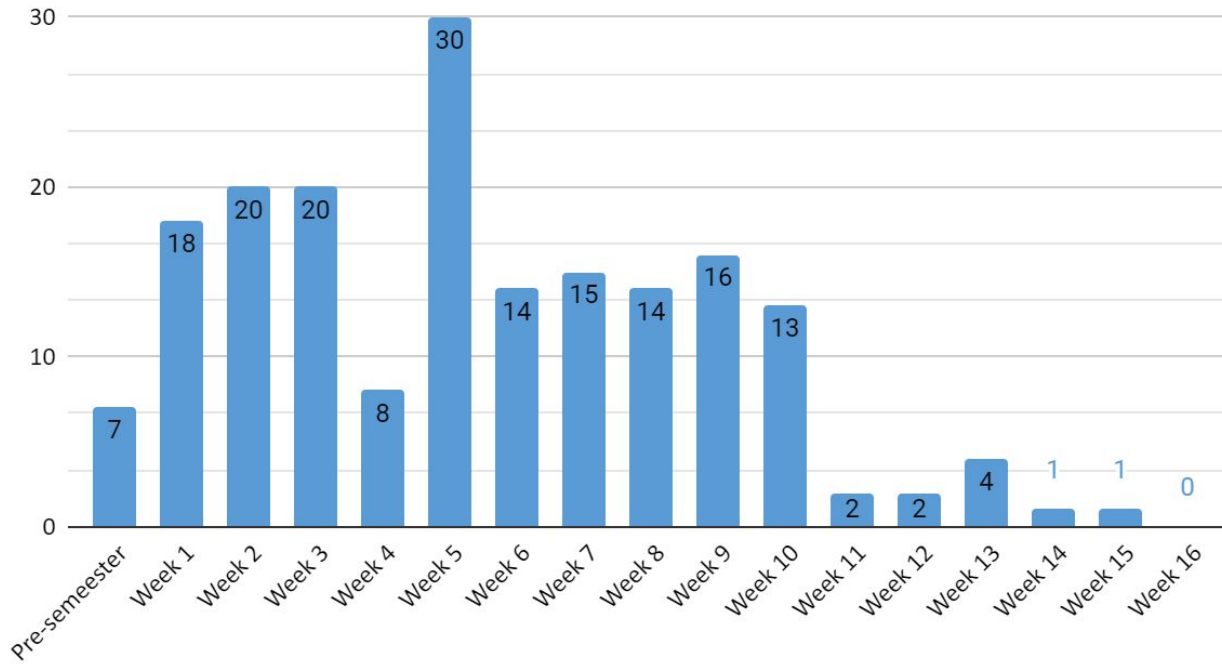
# 289

Total # of Tutoring Appointments

# Tutor Request Data

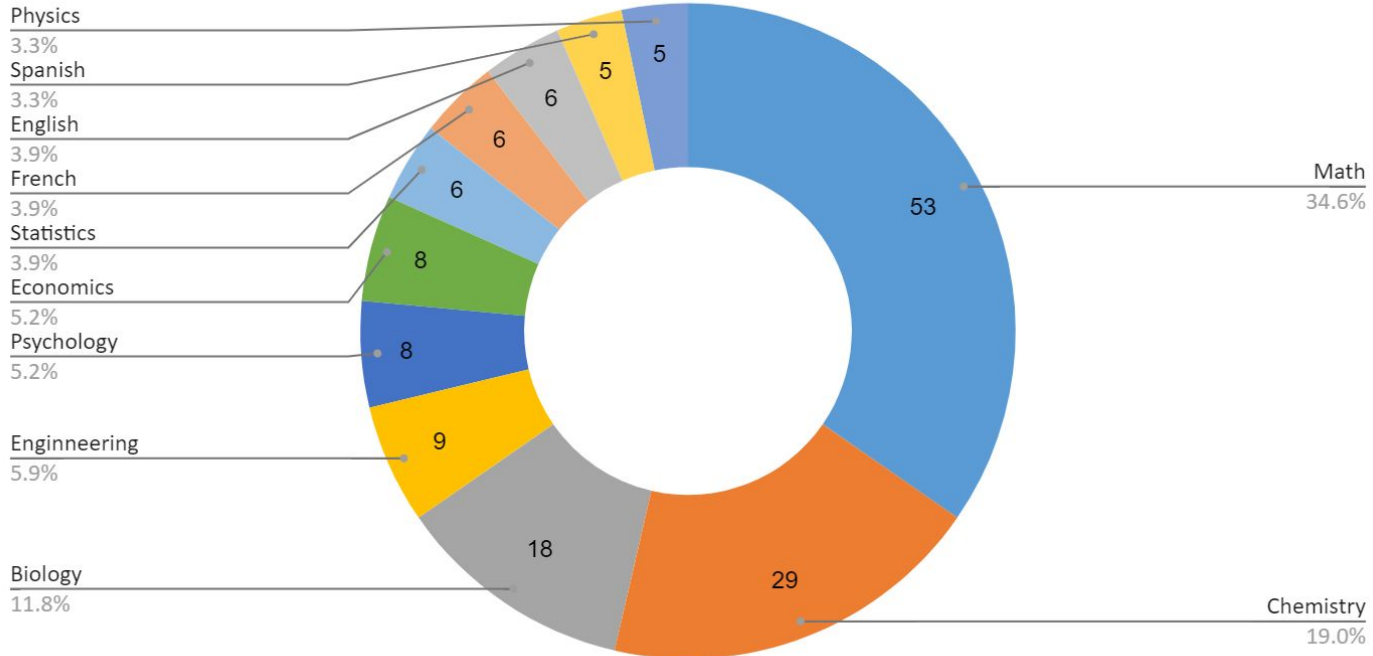
# Requests Week-by-Week

Requests: Week-by-Week



# Request Breakdown: The Major Subjects

Requests by Subject





# Requests Breakdown:

TOP 10 Courses Requested  
FALL 2020

Chem-211: General Chemistry I	11
Math-111: College Algebra	11
Chem-103: Intro Gen, Organic, Biochem	9
Bio-419: Genetics	8
Math-144: Business Calculus	8
Math-242: Calculus I	8
Bio-210: General Biology I	6
Math-011: Beginning Algebra	6
Math-123: College Trigonometry	6
Stat-370: Elementary Statistics	6

# STEM COURSES

(math, chemistry, biology, engineering,  
physics, computer science, statistics)

Of all the requests, over

65%

are for STEM courses

---

# Request Breakdown:

The remaining requests were scattered amongst 24 different courses in the following subject areas:

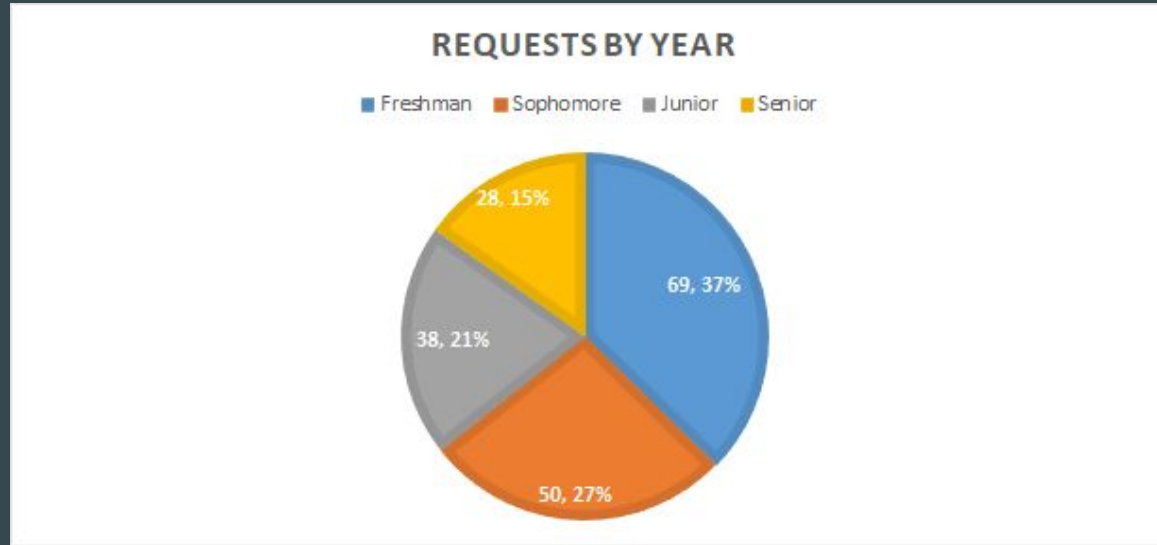
Accounting, Anthropology, Art History, Communication Science Disorders, Computer Science, Curriculum & Instruction, Geography, German, Health Science, History, HPS, Human Resource Management, Japanese, Music, Philosophy, Political Science, Social Work, Sociology, Sports Management, Theatre.

# Requests & Matches to Services

	Matched w/Tutor	Referred to Supplemental Instruction	Referrals (GEEKS, Math Lab, Writing Center, Oral Communications Lab, Physics Help Room, Logic Lab, Economics, etc.)	No Tutor or Referral Available	Total Requests
Total	73	52	31	29	185

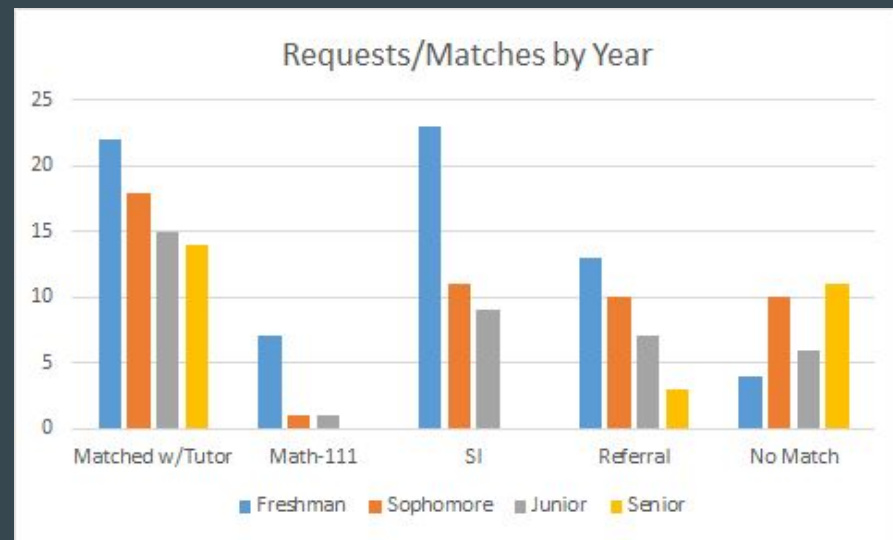
# Requests by Year of Study

Freshman	69
Sophomore	50
Junior	38
Senior	28
Total	185



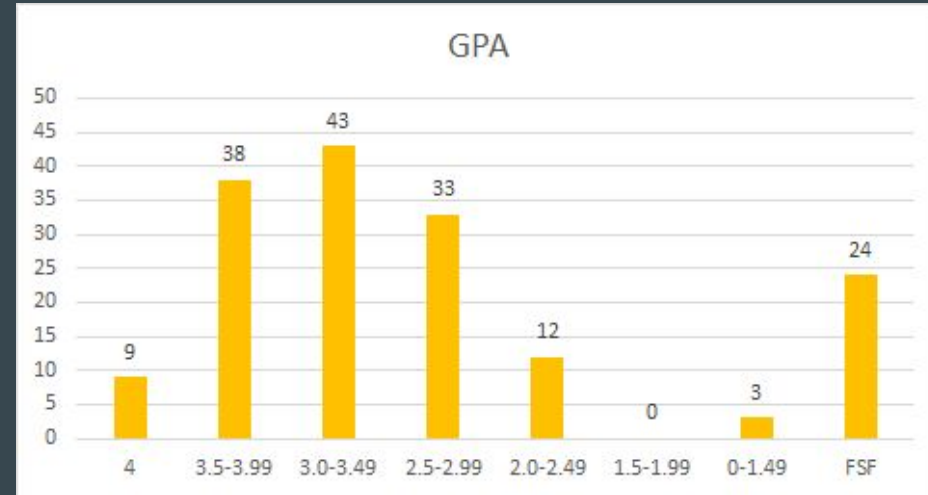
# Requests & Matches by Year

	Matched w/Tutor	Math-111	SI	Referral	No Match	Total
Freshman	22	7	23	13	4	69
Sophomore	18	1	11	10	10	50
Junior	15	1	9	7	6	38
Senior	14	0	0	3	11	28
Total						185



# Students by GPA

4	9
3.5-3.99	38
3.0-3.49	43
2.5-2.99	33
2.0-2.49	12
1.5-1.99	0
0-1.49*	3
First Semester Freshmen	24
Total	162



\*3 students were listed with a GPA of Zero in SSC

# GPA by Year

<u>Sophomore</u>	
4	1
3.5-3.99	13
3.0-3.49	15
2.5-2.99*	15
2.0-2.49	2
1.5-1.99	0
0-1.49	0
Total	46

<u>Junior</u>	
4	0
3.5-3.99	9
3.0-3.49	10
2.5-2.99	8
2.0-2.49**	5
1.5-1.99	0
0-1.49	0
Total	32

<u>Senior</u>	
4	0
3.5-3.99	5
3.0-3.49	10
2.5-2.99	6
2.0-2.49	3
1.5-1.99	0
0-1.49	0
Total	24

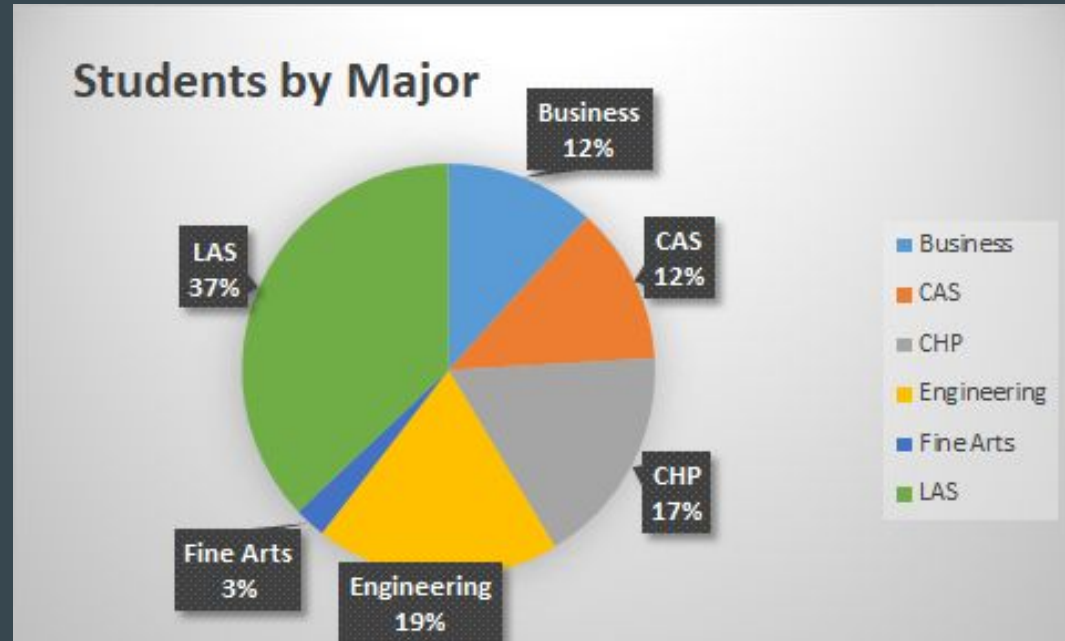


# Data Conclusions

- Requests decrease as the year of study increases. This may be due to several factors:
  - Juniors & Seniors are more familiar with their professors, courses, and expectations as a student
  - Juniors & Seniors are taking less core classes that they may struggle with
- Sophomores make up almost half of the requests in the 2.5 - 2.99 range
- Juniors make up almost half of the requests in the 2.0 - 2.49 range
- \*Students in the High Risk Range 1.0 - 2.5 are underutilizing the tutoring services compared to those in the 3.0 - 3.99 range
- Seniors are taking more specialized courses or courses that are only for Seniors where we do not offer assistance and cannot match them with a tutor

# Students by Major

Business	19
College of Applied Studies	20
College of Health Professions	28
Engineering	31
Fine Arts	4
Liberal Arts	60
Total	162



# Requests by Tags in SSC

First Generation	73
Returning Adult	26
Honors	16
Emory Lindquist Scholarship	12
Merit Scholarship	24
Military	5
Military Dependent	6
MCA	5
Total Requests Made	123

# First Generation

First Generation students account for almost half of the requests and tutor appointments

Of the 162 students that submitted a request, 45 % were tagged as First Generation

Of the 52 students that were matched with a tutor and attended at least one appointment, 45% were First Generation

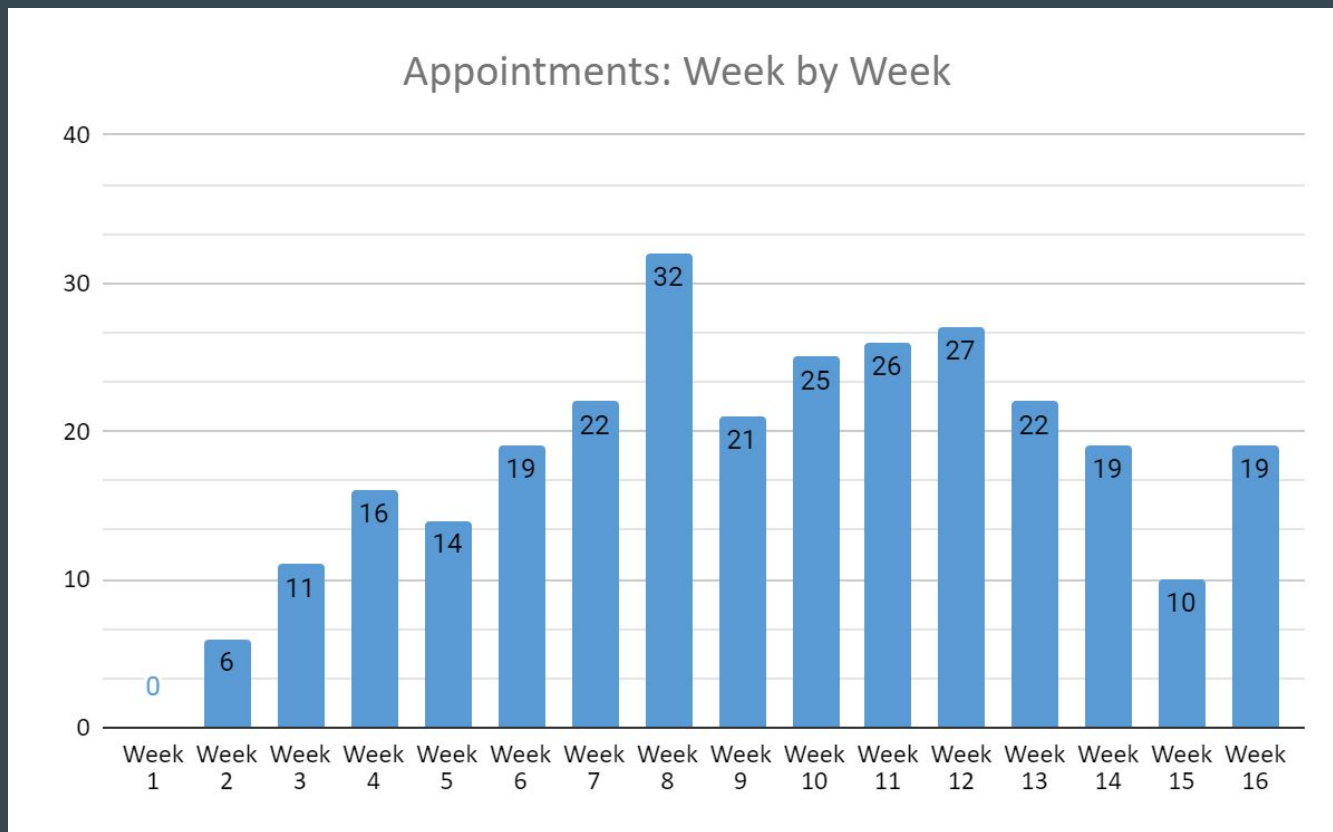
---

# 54%

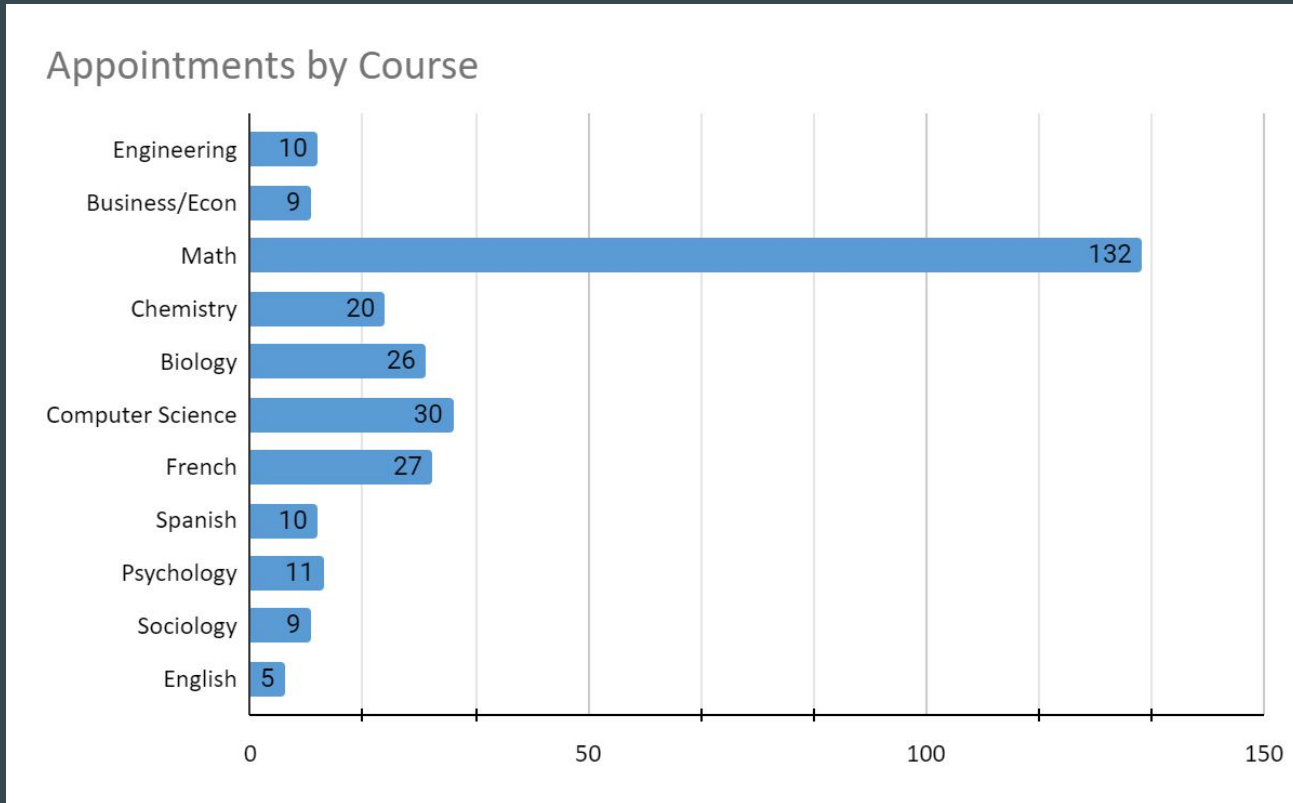
Of the 26 Returning Adults  
who submitted a tutor request,  
54% were also tagged as  
**First Generation**

# Tutor Appointment Data

# Appointments Week-by-Week



# Appointments by Course





# 91.5

Total # of Drop-In Hours for Bio-419 & Math-111

**Students who attended 3 or more  
appointments**

---

# Appointments\* by Tags in SSC

First Generation	24
Returning Adult	11
Honors	7
Emory Lindquist Scholarship	6
Merit Scholarship	3
Military	2
Military Dependent	4
MCA	2
Total Requests Made	123

# Numbers of Interest

6 people that were matched with tutors and attended at least one appointment were tagged in SSC as BOTH First Generation & Returning Adult

This is out of:

- 11 Returning Adults
  - 24 FGEN students
-

# 55%

Of the 11 Returning Adults who were matched with a tutor,  
55% were also tagged as  
First Generation

# Tutee Feedback Responses

# Final Conclusions

- Of the 73 students matched w/a tutor, 52 students had at least one appointment w/a tutor (Zoom or in-person)
  - Tutors and staff reach out 3 times after a no response to follow-up with a student
- Goals:
  - How to best support STEM courses via online learning (new resources, tools, platforms?)
  - How to market to academically at-risk students by creating targeted marketing campaigns to drive student interest and decrease stigmas associated with seeking assistance