



HLC Accreditation 2020-2021

## Evidence Document

---

Student Affairs

Office of Diversity and Inclusion

---

LGBTQ Climate Study Finding, 2016

---

**Additional information:**



WICHITA STATE  
UNIVERSITY

# LGBTQ Climate Study

---

Dr. Jennifer Pearson, Sociology

Dr. Meladee Garst, Counseling and Testing

Natalie Toney, Office of Diversity and Inclusion

Alicia Sanchez, Office of Diversity and Inclusion

Danielle Johnson, Office of Diversity and Inclusion

# Study Focus

---

- How do sexual and gender minority students perceive the climate at Wichita State?
- Do sexual and gender minority students experience discrimination on campus?
- What needs of LGBT students are being met?  
What needs are not being met?
  - Student Life/Programming
  - Institutional Support
  - Policies

# Common Language

---

- **Sexual Identity**

- Lesbian- Term used to describe a female-identified person attracted romantically, erotically, and/or emotionally to other female identified person.
- Gay- Term used to describe a male-identified person attracted romantically, erotically, and/or emotionally to other male identified person.
- Bisexual- a person who is attracted to people of their own gender as well as another gender.
- Questioning- an individual who is unsure of their sexual orientation

- **Gender Identity**

- Transgender- An umbrella term used to describe people whose gender identity or gender expression differs from that usually associated with their sex assigned at birth.
- Gender Queer-A blanket term used to describe people whose gender falls outside of the gender binary (e.g. a person who identifies as both a man and a woman, or as neither a man nor a woman)
- Cisgender-A description for a person whose gender identity, gender expression, and biological sex all align (e.g., man, masculine, and male).

# We want your feedback!

The Office of Diversity and Inclusion invites you to participate in the 2015-2016 WSU LGBTQ Climate Study.



## What is the goal of the WSU LGBTQ Climate Study?

To better understand the experiences and perceptions of the LGBTQ and ally students on campus, which will allow us to develop programs and policies for more effective services, recruitment and retention.

## How can you participate?

- Complete a survey that will take about 20-25 minutes.
- Confidentially share your perceptions and experiences of WSU's campus climate
- Spread the word to fellow WSU students about the climate study.

## What do we want to know?

- What are your experiences as a student at WSU?
- What are the strengths of the WSU community?
- What issues, concerns and challenges must be addressed for WSU to improve services, recruitment, retention and inclusion of LGBTQ students?

# Data Collection

---

- Online Survey (20-25 minutes)
- Topics
  - student characteristics, demographics, and identities
  - student perceptions of campus climate, discrimination and safety, resources and programming, and need for policies
- Recruitment
  - social media, posters, and email
  - 2 months in Spring 2015
- Eligibility
  - current student, 18+, LGBTQ Identified or Ally
  - final sample=78

# Sample Characteristics (N=78)

---

	<u>Frequency</u>	<u>Percent</u>
<b>Sexual Identity</b>		
Heterosexual	25	32.1%
LGBQ	53	67.9%
<b>Gender Identity</b>		
Cisgender Male	24	30.8%
Cisgender Female	43	55.1%
Transgender/GenderQueer	11	14.1%

# Sample Characteristics (N=78)

---

	<u>Frequency</u>	<u>Percent</u>
<b>Racial/Ethnic Identity</b>		
Non-Latino White	53	67.9%
Latino/a	8	10.3%
Black	7	9.0%
Asian	6	7.7%
Other/Multiracial	6	7.7%
<b>Classification</b>		
Freshman	6	7.7%
Sophomore	15	19.2%
Junior	19	24.4%
Senior	28	35.9%
Graduate Student	10	12.8%

---



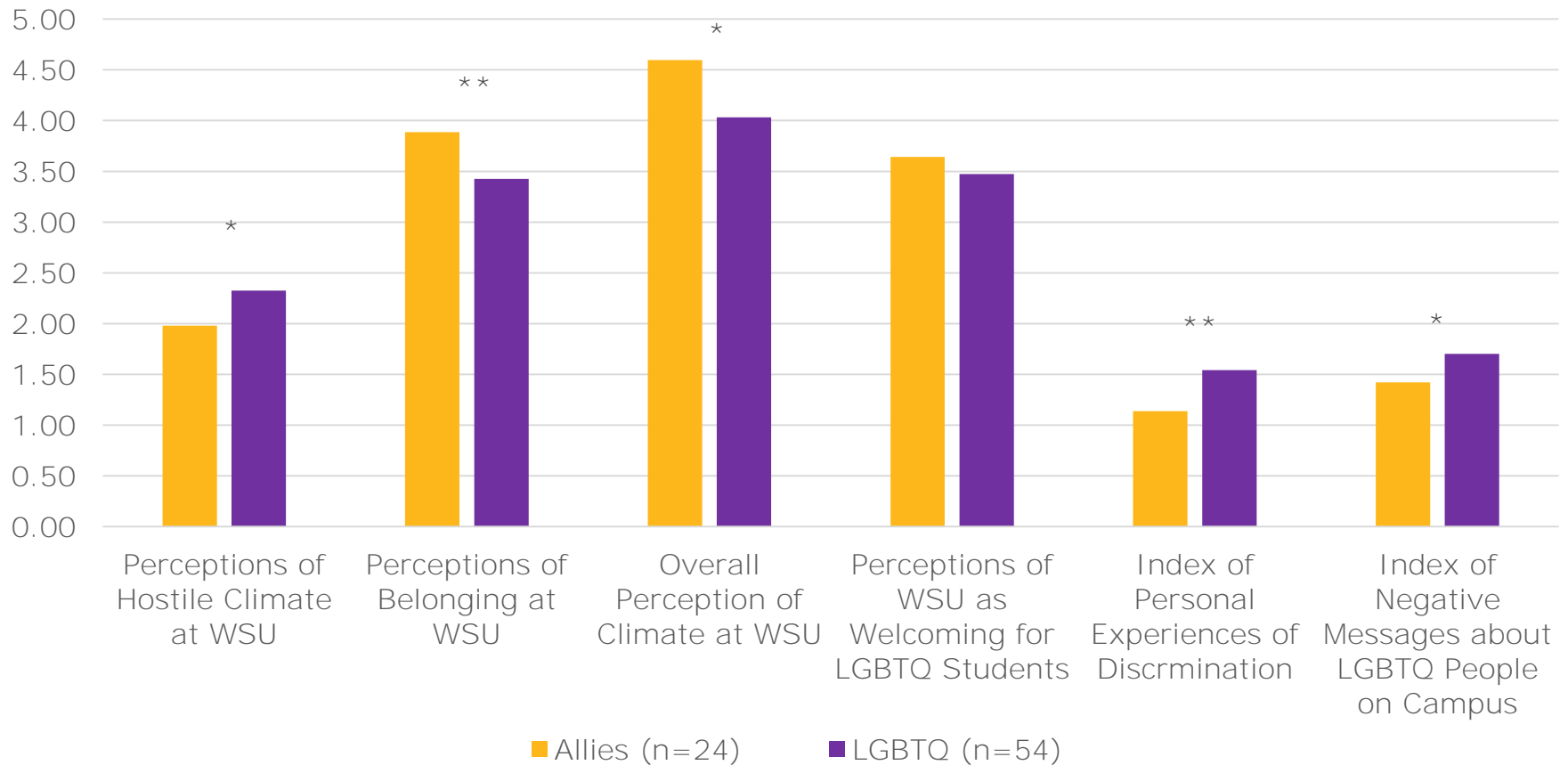
# Sample Characteristics (N=78)

---

	<u>Frequency</u>	<u>Percent</u>
<b>First Generation College Student</b>		
Yes	30	38.5%
No	48	61.5%
<b>Age</b>		
17-19	9	11.5%
20-23	41	52.6%
24-30	19	24.4%
31-40	4	5.1%
41-50	3	3.8%
51-60	2	2.6%

# Perception of Campus Climate

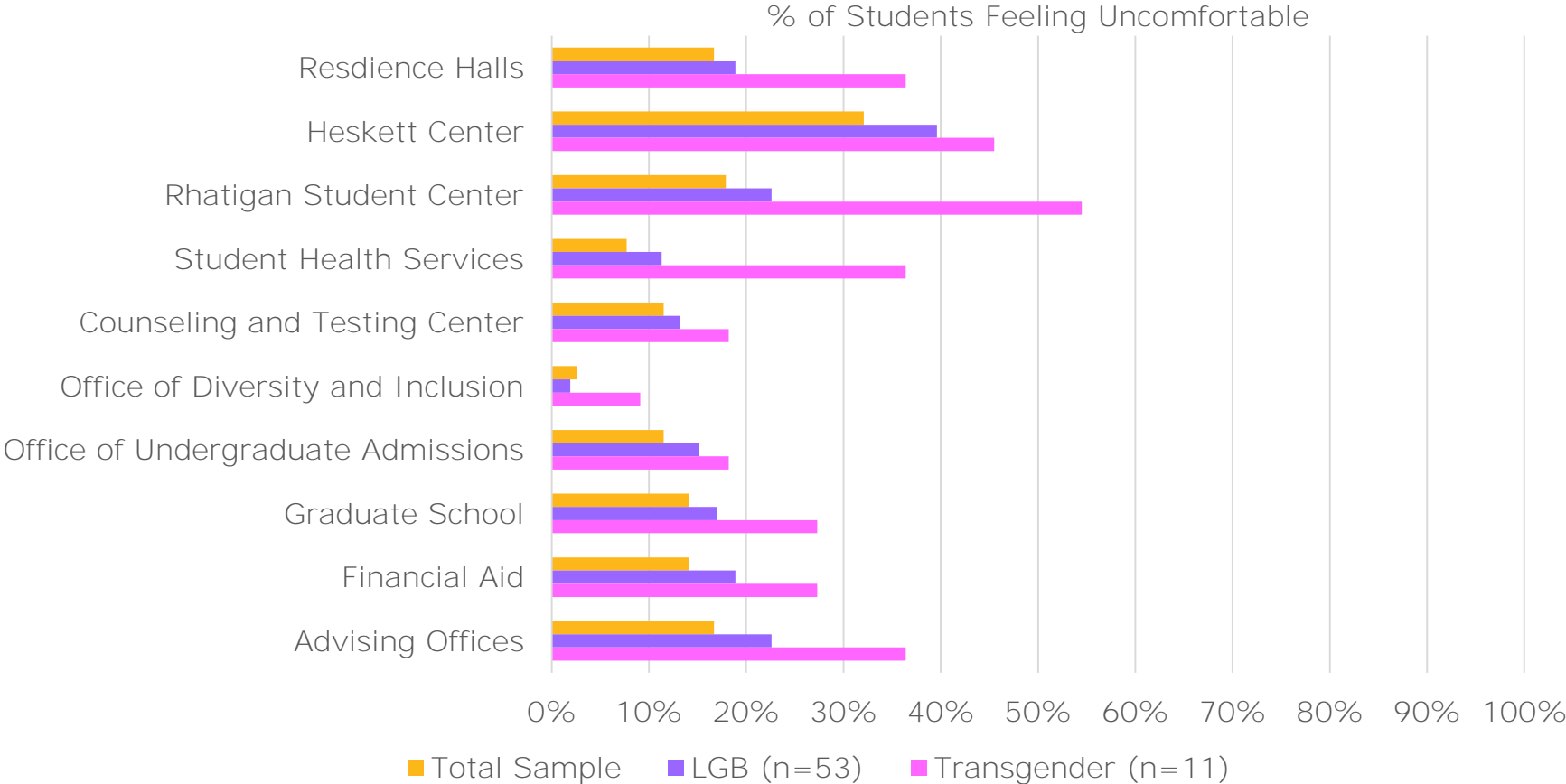
Perceptions of Overall Campus Climate at Wichita State



Note: Asterisks indicate the difference is significant: \*  $p < .05$  \*\*  $p < .01$  \*\*\*  $p < .001$

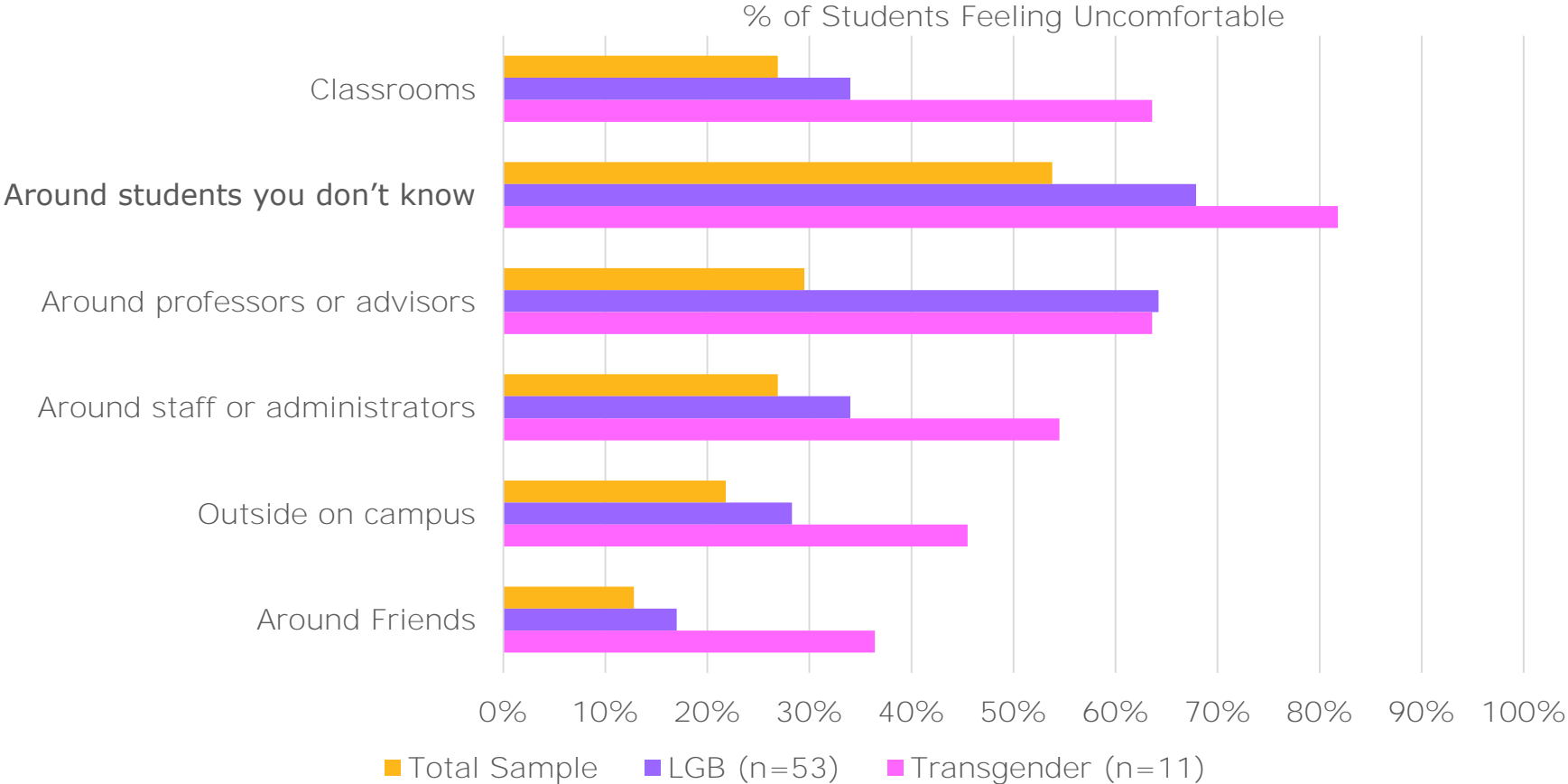
# Perception of Campus Climate

Where do you feel uncomfortable or unsafe expressing your sexual orientation or gender identity?



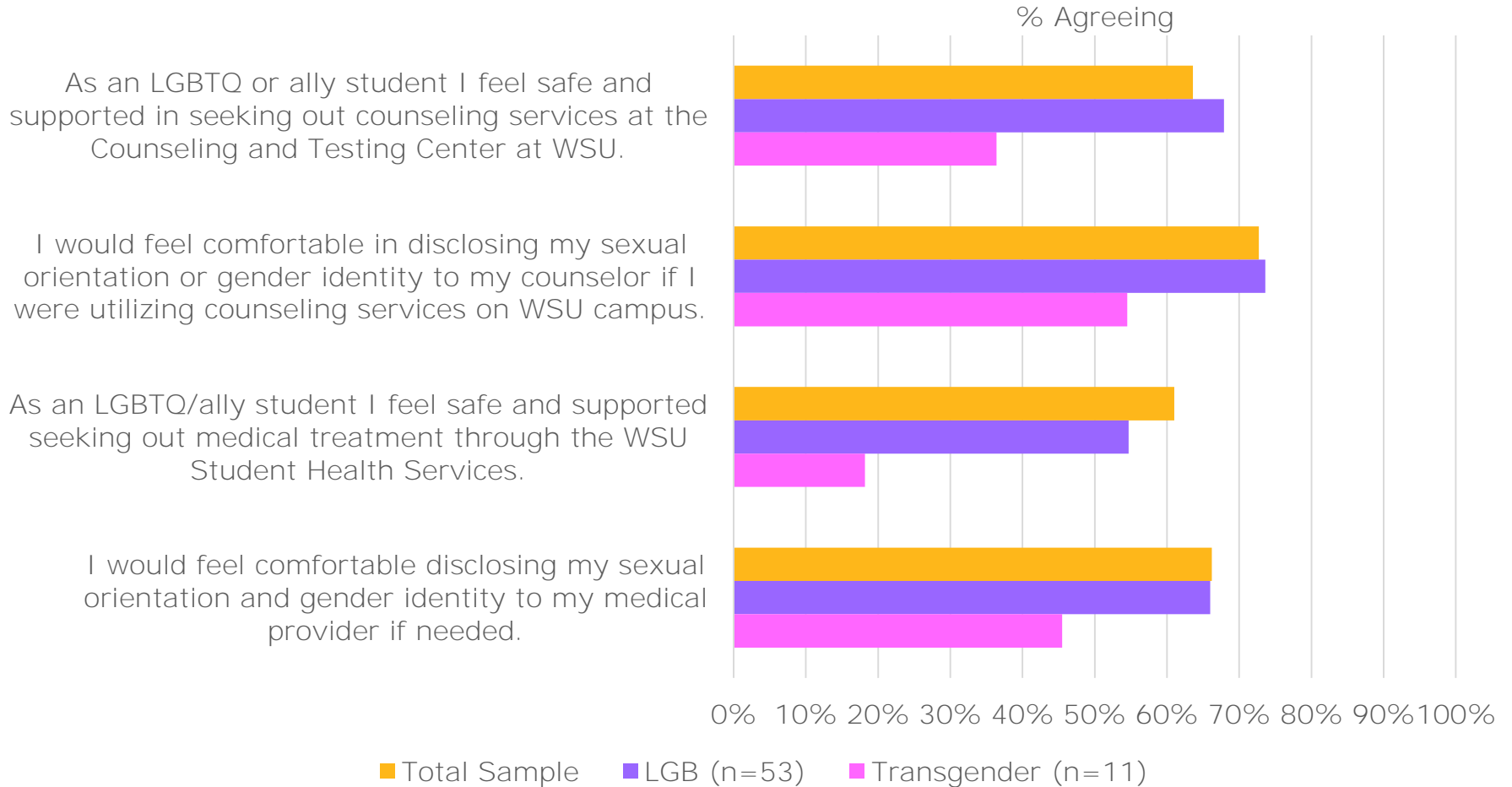
# Perception of Campus Climate

Where do you feel uncomfortable or unsafe expressing your sexual orientation or gender identity?



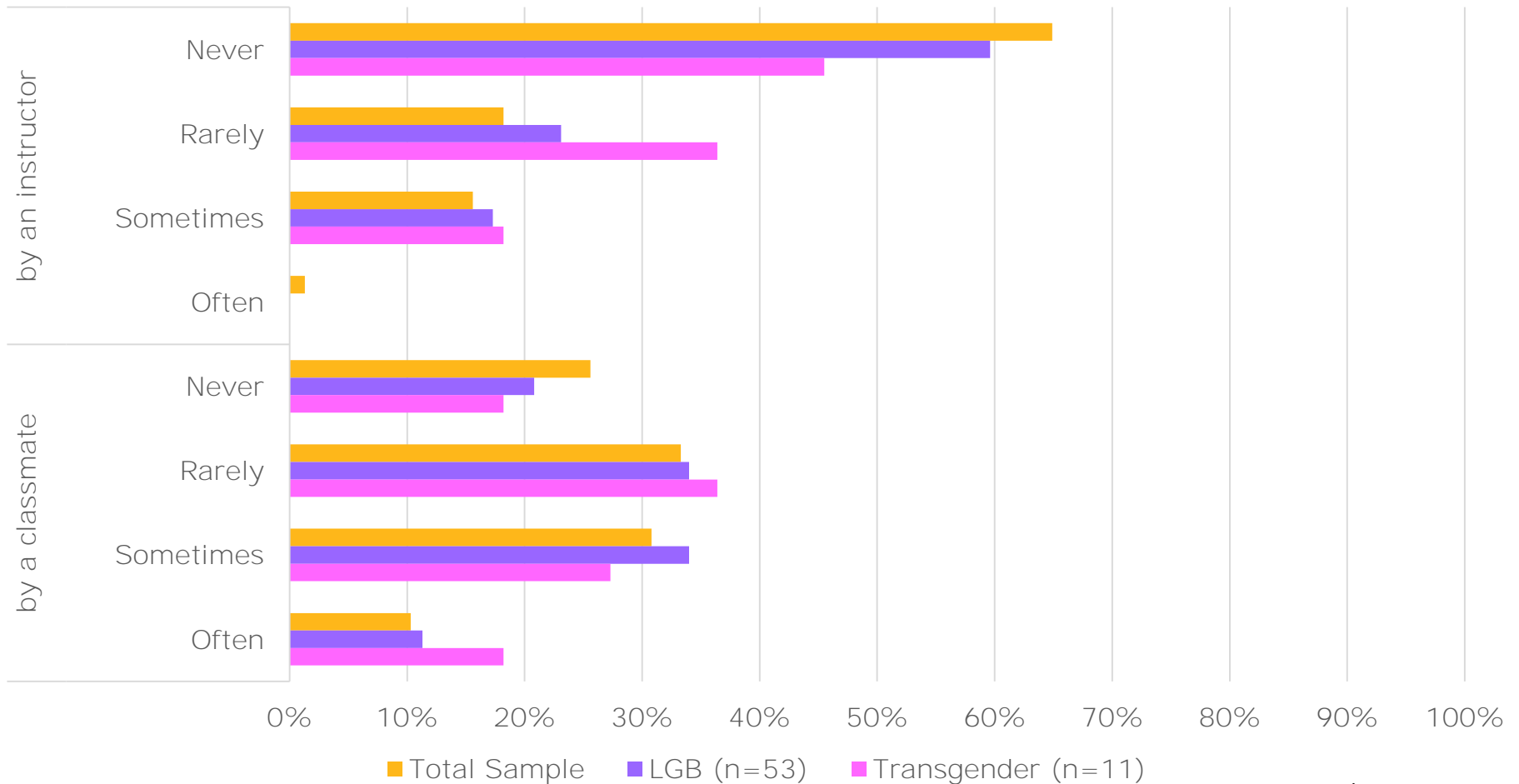
# Perceptions of Campus Climate

Student Perceptions of WSU Counseling and Student Health Services



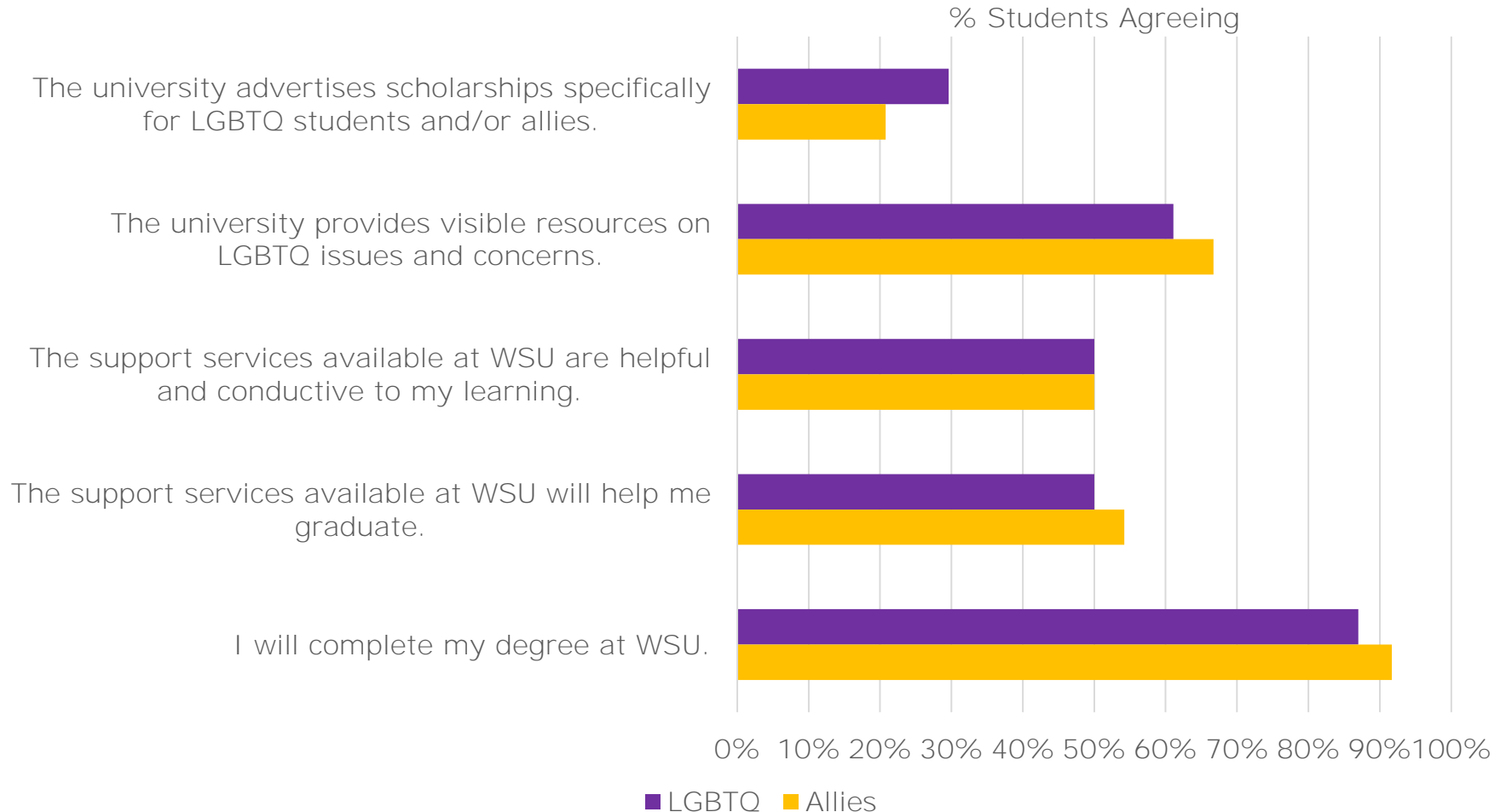
# Perceptions of Classroom Climate

How often have you heard a negative comment about LGBTQ people in the classroom?



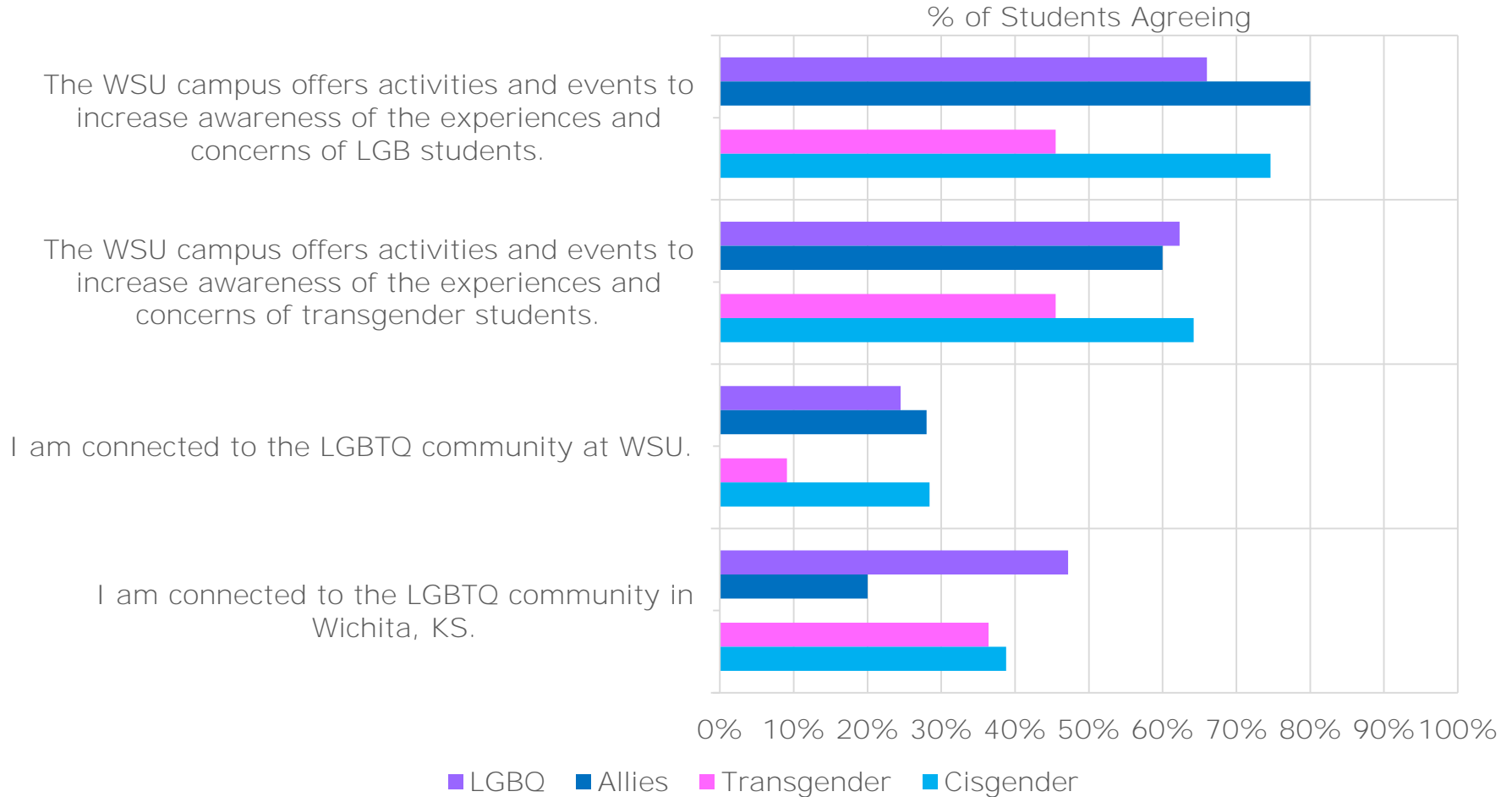
# Perceptions of Retention and Support Services

Student Perceptions of WSU Retention and Support Services



# Perceptions of Current Programs

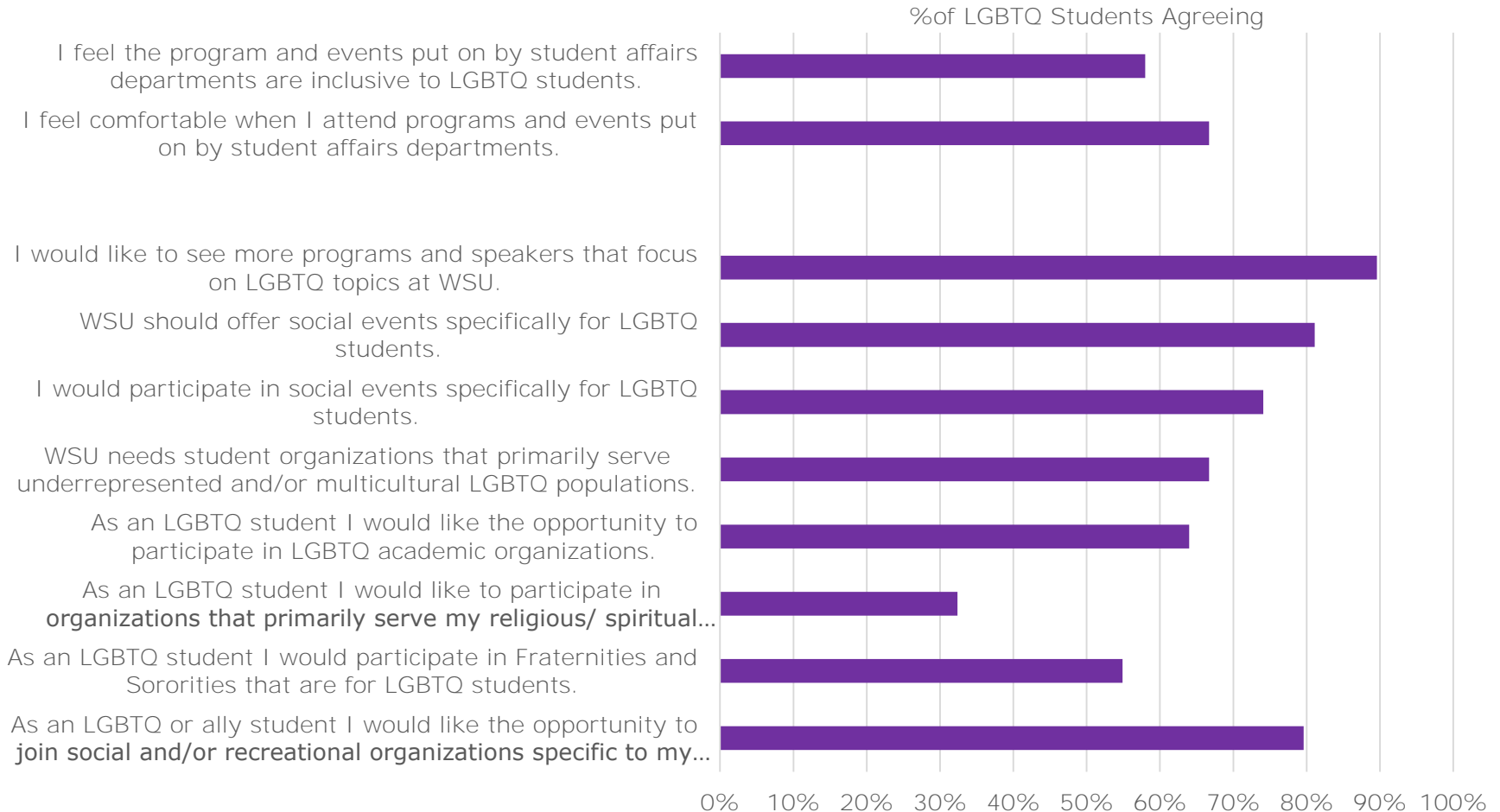
## Student Perceptions of WSU Programming and Community





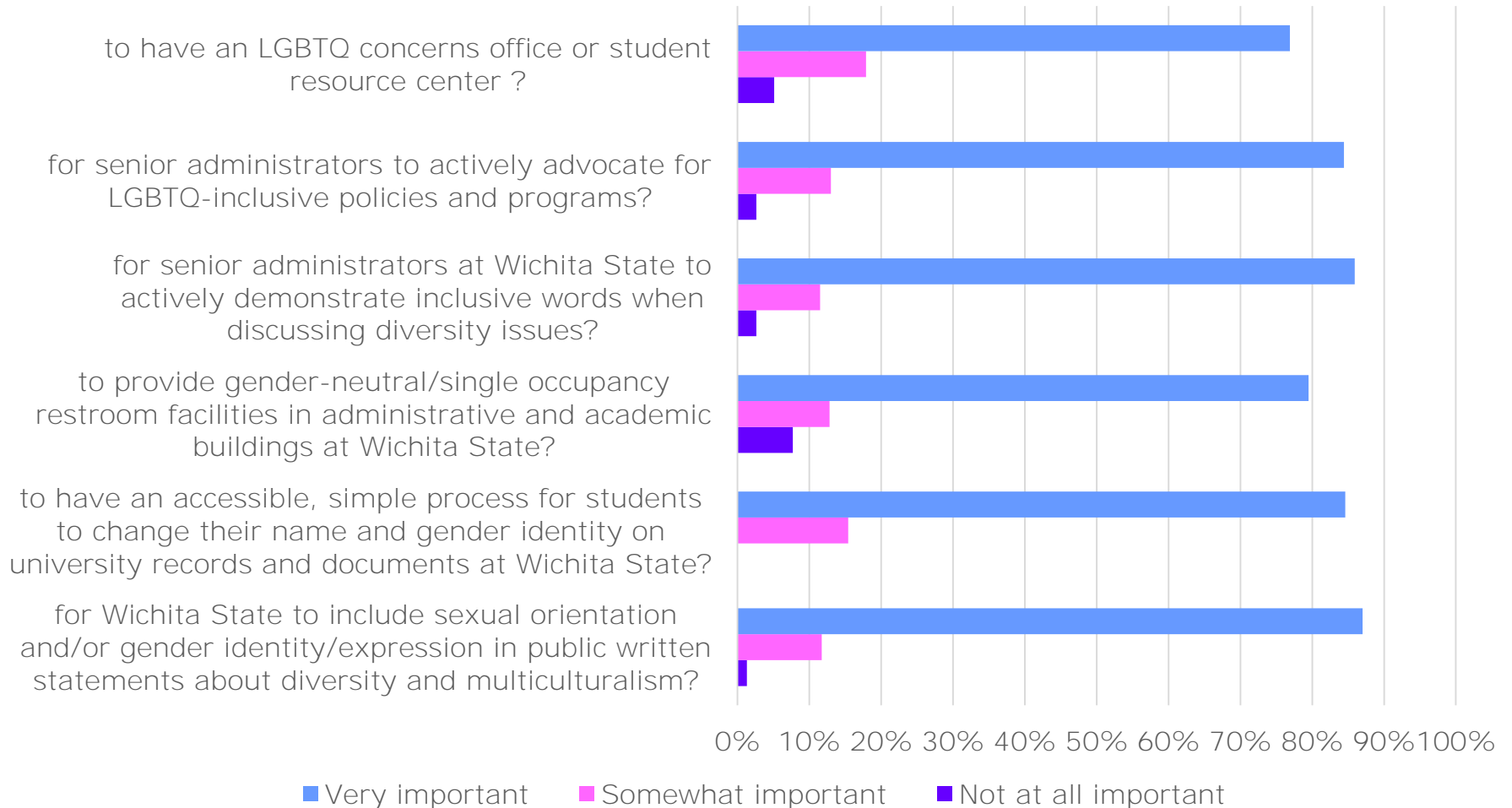
# Perceptions of Current and Needed Programming

LGBTQ Student (n=54) Perceptions of WSU Current and Needed Programs



# Perceived Need for Policies

## Perceived Importance of LGBTQ-Related Policies



# Main Points

---

- LGBTQ students experience the WSU climate as less welcoming and less safe than their ally peers.
  - LGBTQ students experience more discrimination.
  - LGBTQ students report relatively high levels of discomfort in some spaces including classrooms.
- LGBTQ students want more LGBTQ programming
  - Note that survey was collected during Spring 2015, our biggest year for LGBTQ programs (Laverne Cox).
- Clear backing and desire for LGBTQ supportive policies.
  - Institutional support (LGBTQ resource center or office and gender neutral restrooms)
  - Supportive policies and administration

---

All young people, regardless of sexual orientation or identity, deserve a safe and supportive environment in which to achieve their full potential.

-Harvey Milk

---

# Questions?