



HLC Accreditation 2016-2017

Evidence Document

Academic Affairs

University Libraries

Ablah Library

Additional information:



» See full list of buildings

Ablah Library



WSU BUILDING TOUR



» LOCATE THIS BUILDING



Opened in 1962, Ablah Library is the geographical and academic heart of the Wichita State University campus. The building replaced Morrison Library (now Morrison Hall), which was ill-suited to handle the expansion of new programs and students that followed World War II.

The initial unit for the Ablah Library was designed by John Hickman, a student of Frank Lloyd Wright. Hickman also designed Wichita's downtown Century II Performing Arts and Convention Center. The library was to reflect a Prairie Style building both outside and in terms of the interior wood details. Most of these design elements have been obscured by the addition on the east which houses the Media Resources Center, and the west addition, which contains the new two-story library entrance and a light well to provide windows for the basement level. When viewed from most directions, Ablah Library projects a post-modern design concept.

The 1988 additions, plus major remodeling of the original unit and the Gardner Plaza that fronts the building, were designed by the Wichita firm of Schaefer, Johnson, Cox, and Frey with Kenton Cox as the project designer. In 1999, a 24-hour study room with PC access to the library catalogue was added and named for Kathlien Edmiston, alumnus, member of the WU Board of Regents and the WSU Board of Trustees, and life long friend of the University.

SEARCH

BUILDING INFO

Architect: John Hickman

Year Built: 1962

Additions: 1988 & 1999

Size: 157,924 square feet

What's inside:

[University Libraries](#)

Book & Bean


[Weather Emergency Info](#)



UPCOMING EVENTS IN THIS BUILDING

Apr 24: [Writing Now. Reading Now: Fiction and Poetry by MFA Graduates](#)



Ask-a-librarian

 **Live Chat**

Ablah Library



The Ablah Library serves as the main library facility for WSU. As a primary research resource, we strive to support faculty and student needs.

Building Facts:

- Ablah Library building size: 157,924 square feet
- Construction date: 1962, addition added in 1989
- Edmiston 24-Hour Study Room added: 1999
- KGS Networked Seminar Complex dedicated 2005
- Miles of shelving: 26
- Seating capacity: 800
- Group study rooms: 19 + Disability Services Study Room
- Faculty carrels: 28
- Public use computers/scholar's workstations: 153

- [Library Hours](#)
- [Library Floor Guides](#)
- [24-Hour Study Room](#)
- [Ablah Library Faculty and Staff Directory](#)

Last Updated on Wednesday, 06 April 2016 08:18

